

VIBROTIP®
VIBTOOL®

Machine diagnostics
Data collection

Catalog



PRÜFTECHNIK
Condition Monitoring
info@pruftechnik.com

Edition: 11-2014
Ord.No.: LIT 86.700.EN

Legal notices

Both this catalog and the product it describes are copyrighted. All rights belong to the publisher. The catalog may not be copied, reproduced, translated or made accessible to a third party in any form, neither in its entirety nor as an excerpt.

No liability may be claimed against the publisher regarding the product described in this catalog. The publisher assumes no liability for accuracy of the catalog contents. Furthermore, under no circumstances may the publisher be held liable for direct or indirect damage of any kind resulting from use of the product or the catalog, even if the publisher has expressly indicated the potential for occurrence of such damage.

The publisher assumes no liability for any product defects. This warranty and liability limitation applies to all distributors and sales partners as well.

The trademarks mentioned in this catalog are generally noted as such and are the property of their owners. Lack of such designation does not imply, however, that names are not protected by trademark laws.

©2011 PRÜFTECHNIK Condition Monitoring; all rights reserved

Contents

Order no.	Product description	Page
Chapter 1		
VIBROTIP Data collector		
	VIBROTIP - Machine analyzer and data collector	6
VIB 8.635 :	VIBROTIP 'Multimeter' package.....	8
VIB 8.820 :	VIBROTIP 'Maintenance' package.....	9
VIB 8.820 EX :	VIBROTIP 'Maintenance' package with intrinsic safety.....	10
VIB 8.830 :	VIBROTIP 'Trending' package.....	11
VIB 8.840 :	VIBROTIP 'VIBCODE' package.....	12
VIB 8.841 :	Additional VIBCODE package for VIBROTIP	13
VIB 4.701-2 :	Straight connection cable for CLD-type accelerometer, BNC angled plug, 2 meters	14
VIB 4.701-5 :	Straight connection cable for CLD-type accelerometer, BNC angled plug, 5 meters	14
VIB 4.702-2 :	Straight connection cable for CLD-type accelerometer, Microdot angled plug, 2 meters	14
VIB 4.702-5 :	Straight connection cable for CLD-type accelerometer, Microdot angled plug, 5 meters	14
VIB 4.704-2 :	Straight connection cable for CLD-type accelerometer, TNC angled plug, 2 meters.....	14
VIB 4.704-5 :	Straight connection cable for CLD-type accelerometer, TNC angled plug, 5 meters	14
VIB 321926-2 :	Spiral connection cable for CLD-type accelerometer, TNC plug, 2 meters.....	14
VIB 8.618-1,5 :	TIPTECTOR cable, straight, 1.5 meters long	15
VIB 8.618-5 :	TIPTECTOR cable, straight, 5 meters long	15
VIB 8.605:	Spare temperature probe for VIBROTIP.....	16
VIB 4.705 :	BNC to QLA adapter	17
VIB 8.617 :	QLA angled plug.....	17
VIB 8.746-VD:	SPM adapter for VIBROTIP	18
VIB 8.619-USB :	Serial to USB cable adapter for VIBROTIP EX.....	19
VIB 8.862 :	OMNITREND for VIBROTIP, software package	20
VIB 8.863 :	VIBROTIP device driver for OMNITREND.....	20
VIB 8.862-P :	PC licence for VIBROTIP.....	20
Chapter 2		
VIBTOOL PDA measurement transducer		
	VIBTOOL PDA measurement transducer with Bluetooth communication.....	22
VIB 2.760 EU :	VIBTOOL delivery package for the E.C.	24
VIB 2.760 UK :	VIBTOOL delivery package for the United Kingdom.....	24
VIB 2.760 US :	VIBTOOL delivery package for the U.S.A.....	24
VIB 6.142RVTSET :	Transducer set for VIBTOOL and VIBROTIP EX.....	25
Index		
	Index by order number	26

Chapter 1

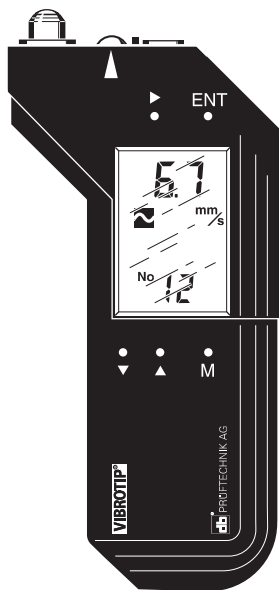
VIBROTIP Data collector



VIBROTIP - Machine analyzer and data collector

1

2



Vibration severity



Bearing condition



Temperature



Rotational speed



Pump cavitation



Windows software



Location identification



Intrinsic safety (option)

Five most-wanted measurements and a data collector in one!

VIBROTIP offers a rational approach to measuring, displaying and storing five of the most vital indications of rotating equipment condition. Imagine measuring vibration level, bearing condition, cavitation, rotation speed and temperature with only one instrument! Together with the OMNITREND PC software VIBROTIP provides detailed analysis and reporting capabilities on the PC. For route-based data collection VIBROTIP can be programmed from the OMNITREND database with many measurement tasks.

Designed for industrial use

VIBROTIP is rugged: its extremely robust, rubberized IP65 housing withstands shocks, chemicals, water spray and dirt. All sensors are already built into the instrument, with no cumbersome cables or fragile plugs. If desired, however, external sensors may be plugged into a socket on the top of the VIBROTIP. An intrinsically safe version is available as an option.

Keep abreast of changing conditions

VIBROTIP automatically shows you the change in signal level since the previous reading stored in the same memory location.

Rugged, accurate built-in sensors

The patented Tandem-Piezo® dual function accelerometer is ideal for both vibration severity readings as well as reliable shock pulse measurement (for bearing condition and pump cavitation); the contoured tip minimizes contact resonance.

The non-contact contrast sensor measures RPM at distances up to 1 m (39"), with no need for a power-consuming light source of its own.

The flexible temperature probe flips out of the way when not in use and maintains proper probe contact regardless of application angle. It can also be used to measure the temperature of liquids.

Trending version or multimeter?

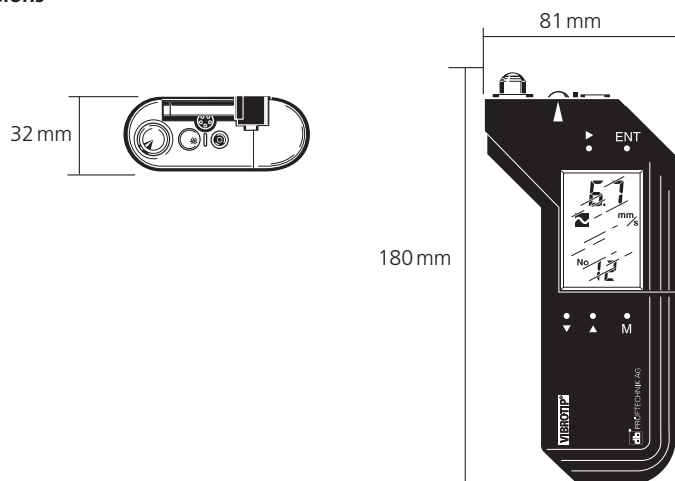
The standard model (VIB 8.650) allows data transfer with a PC via RS-232C interface for reliable automated trending when used with OMNITREND software for Windows. It also accepts the VIBCODE intelligent probe for automatic recognition of measurement locations.

Extremely easy to use, the VIBROTIP multimeter (VIB 8.630) provides the ideal solution for those looking for a rugged, yet affordable machine condition multimeter. It provides all the basic advantages described above at an economical price. It is not, however, capable of transferring measurements to a PC or using VIBCODE for automatic location recognition, nor may it be upgraded to include these capabilities.

Technical data

PARAMETER		VIB 8.650	VIB 8.650 EX	VIB 8.630
Vibration	Sensor	Built-in tandem piezo accelerometer		
	Meas. range (r.m.s.)	≤ 50 mm/s; max. value depends on sensor type and signal frequency		
	Meas. quantities	RMS or peak-peak or 0-peak		
	Frequency range	10 Hz ... 1 kHz		
	Resolution	0,1 mm/s		
	Accuracy	± 5% (DIN 45666)		
Bearing c. / Cavitation	Sensor	Built-in tandem piezo accelerometer		
	Meas. range	- 9 ... +80 dB		
	Meas. quantities	Carpet value, Max value (bearing measurements only)		
	Meas. units	dB _{sv} , dB _N , dB _c		
	Resolution	1 dB		
Temperature	Sensor	Built-in NiCrNi temperature probe; external probes available		
	Meas. range	-30°C ... +270°C		
	Meas. units	°C, °F (selectable)		
	Accuracy	± 3% / ± 1 digit		
Rotational speed	Sensor	Built-in optical tachometer		
	Meas. range	60 ... 30,000 rpm		
	Meas. units	1 rpm		
	Resolution	1 rpm / 0,1%		
	Meas. distance	< 1 meter		
Data collector	Capacity	> 1000 locations w/o trending software (or 398 per function)		--
	Routing	< 6144 measurement values may be stored		--
	Interface	Serial - RS-232C		--
	Data rate	9600 Baud		--
General parameters	Display	LCD segment		
	Env. protection	IP 65 (water-proofed / dust-proofed); chemical protection; shock resistant		
	Temperature range, op.	0°C ... + 60°C		
	Weight	300 g		
	Dimensions	see figure below		
	Power supply	9V battery: IEC 6LR61 (Alkaline / Lithium); opt. rechargeabel batteries (NiCd / NiMH)	9V battery: IEC 6LR61 (Alkaline) DURACELL Procell MN1604	9V battery: IEC 6LR61 (Alkaline / Lithium); opt. rechargeabel batteries (NiCd / NiMH)
	Operation	approx. 10 h (Alkaline) / 20 h (Lithium) / 3 h (rechargeabel batteries)		
	Automatic shut off	yes		
	Intrinsic safety	--	Ex II 2 G Ex ib IIC T4	--

Dimensions



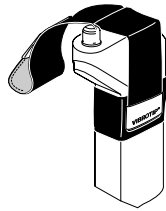
VIB 8.635 : VIBROTIP 'Multimeter' package

1

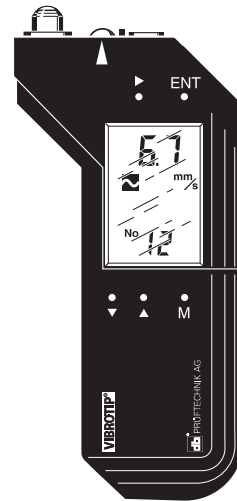
2



VIB 8.829



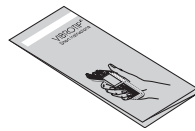
VIB 8.612



VIB 8.630



VIB 9.538.G



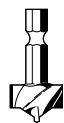
VIB 9.542.G



LIT 01.800



VIB 8.697



VIB 8.610



90109

Description

The VIBROTIP 'multimeter' provides a low-priced and easy-to-use, yet powerful way to reliably determine machine operating condition. This multimeter contains all the basic features of VIBROTIP, but cannot be used with VIBCODE measurement studs or the OMNITREND PC program (nor can it be updated later to do so.)

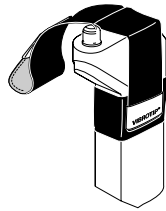
Scope of supply

- VIB 8.610 Countersink bit for preparation of measurement points
- VIB 8.612 Carrying strap holds VIBROTIP on trouser belt
- VIB 8.630 VIBROTIP multimeter
- VIB 8.697 Torx screwdriver for battery replacement, size 10
- VIB 8.829 VIBROTIP case
- VIB 9.538.G VIBROTIP multimeter, operating instructions
- VIB 9.542.G VIBROTIP multimeter short instructions
- LIT 01.800 CD ROM, Condition Monitoring catalogs, brochures, magazines
- 90109 9V battery

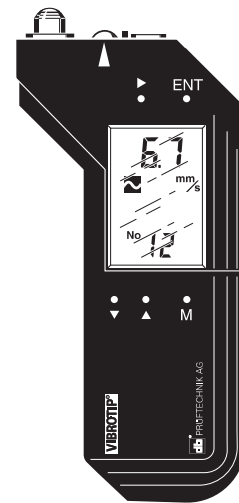
VIB 8.820 : VIBROTIP 'Maintenance' package



VIB 8.829



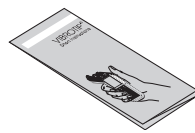
VIB 8.612



VIB 8.650



VIB 9.498.G



VIB 9.519.G



LIT 01.800



VIB 8.697



VIB 8.610



90109

Description

The VIBROTIP 'maintenance' package offers an economical means of obtaining all the basic benefits of the VIBROTIP instrument (including trend data collection) while retaining the option of upgrading later for use with VIB-CODE measurement studs or the OMNITREND PC program.

Scope of supply

VIB 8.610	Countersink bit for preparation of measurement points
VIB 8.612	Carrying strap, holds VIBROTIP on trouser belt
VIB 8.650	VIBROTIP instrument
VIB 8.697	Torx screwdriver for battery replacement, size 10
VIB 8.829	VIBROTIP case
VIB 9.498.G	VIBROTIP operating instructions
VIB 9.519.G	VIBROTIP short instructions
LIT 01.800	CD ROM, Condition Monitoring catalogs, brochures, magazines
90109	9V battery

Not shown:

VIB 4.305 Contrast marking fluid for rpm measurement

May be upgraded to trending package with:

VIB 8.646 OMNITREND upgrade package VIBROTIP 'maintenance' to 'trend'

consists of:

VIB 8.619-USB VIBROTIP USB cable
 VIB 8.862 OMNITREND PC software
 VIB 8.862-P VIBROTIP basic license for PC communication

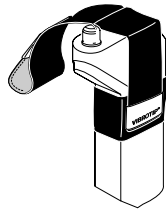
VIB 8.820 EX : VIBROTIP 'Maintenance' package with intrinsic safety

1

2



VIB 8.829



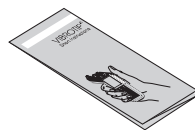
VIB 8.612



VIB 8.650 EX



VIB 9.498.G



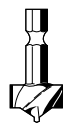
VIB 9.519.D



LIT 01.800



VIB 8.697



VIB 8.610



90109

Description

The VIBROTIP 'maintenance' package with intrinsic safety offers an economical means of obtaining all the basic benefits of the VIBROTIP EX instrument (including trend data collection) while retaining the option of upgrading later for use with VIBCODE measurement studs or the OMNITREND PC program.

Scope of supply

- VIB 8.610 Countersink bit for preparation of measurement points
- VIB 8.612 Carrying strap , holds VIBROTIP on trouser belt
- VIB 8.650 EX VIBROTIP EX instrument
- VIB 8.697 Torx screwdriver for battery replacement, size 10
- VIB 8.829 VIBROTIP case
- VIB 9.498.G VIBROTIP operating instructions
- VIB 9.519.G VIBROTIP short instructions
- LIT 01.800 CD ROM, Condition Monitoring catalogs, brochures, magazines
- 90109 9V battery

Not shown:

- VIB 4.305 Contrast marking fluid for rpm measurement

May be upgraded to trending package with:

- VIB 8.646 OMNITREND upgrade package VIBROTIP 'maintenance' to 'trend'

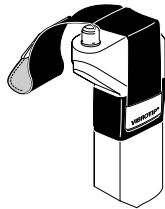
consists of:

- VIB 8.619-USB VIBROTIP USB cable
- VIB 8.862 OMNITREND PC software
- VIB 8.862-P VIBROTIP basic license for PC communication

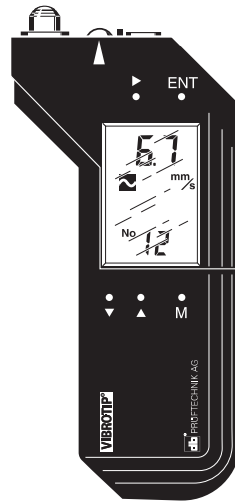
VIB 8.830 : VIBROTIP 'Trending' package



VIB 8.829



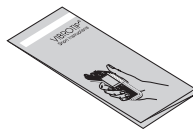
VIB 8.612



VIB 8.650



VIB 9.498.G
VIB 9.631.G



VIB 9.519.G



VIB 8.697



VIB 8.610



90109



VIB 8.862



LIT 01.800



VIB 8.619-USB

Description

The VIBROTIP 'trending' package provides full VIBROTIP trending features (including automated trend data evaluation with the OMNITREND PC program) while retaining the option of upgrading later for use with VIBCODE measurement studs.

Scope of supply

- VIB 8.610 Countersink bit for preparation of measurement points
- VIB 8.612 Carrying strap, holds VIBROTIP on trouser belt
- VIB 8.619-USB VIBROTIP USB cable
- VIB 8.650 VIBROTIP instrument
- VIB 8.697 Torx screwdriver for battery replacement, size 10
- VIB 8.829 VIBROTIP case
- VIB 8.862 OMNITREND pc software
- VIB 9.498.G VIBROTIP operating instructions
- VIB 9.519.G VIBROTIP short instructions

- VIB 9.631.G OMNITREND, Getting started
- LIT 01.800 CD ROM, Condition Monitoring catalogs, brochures, magazines
- 90109 9V battery

Not shown:

- VIB 4.305 Contrast marking fluid for rpm measurement
- VIB 8.862-P VIBROTIP basic license for PC communication

May be upgraded to 'VIBCODE' package with VIB 8.660 VD VIBCODE transducer

Note

A basic licence for PC communication (VIB 8.862-P) is contained in OMNITREND. Each additional VIBROTIP instrument requires another licence.

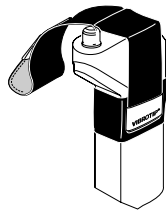
VIB 8.840 : VIBROTIP 'VIBCODE' package

1

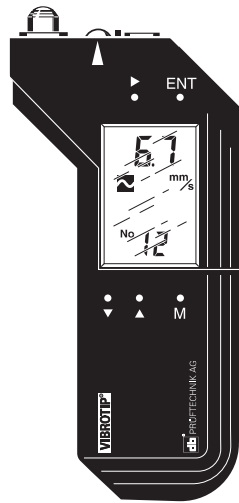
2



VIB 8.829



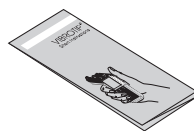
VIB 8.612



VIB 8.650



VIB 9.498.G
VIB 9.631.G
VIB 9.834.G



VIB 9.519.G



LIT 01.800



VIB 8.697



VIB 8.610



90109



VIB 8.862



VIB 8.660 VD



VIB 8.619-USB

Description

The VIBCODE package provides full VIBROTIP trending features with the unique advantage of VIBCODE intelligent stud recognition, which guarantees completely reliable measurement readings.

Scope of supply

- VIB 8.610 Countersink bit for preparation of measurement points
- VIB 8.612 Carrying strap
- VIB 8.619-USB VIBROTIP USB cable
- VIB 8.650 VIBROTIP instrument
- VIB 8.660 VD VIBCODE transducer
- VIB 8.697 Hex screwdriver for battery replacement, size 10
- VIB 8.829 VIBROTIP case
- VIB 8.862 OMNITREND PC software
- VIB 9.498.G VIBROTIP operating instructions

- VIB 9.519.G VIBROTIP short instructions
- VIB 9.631.G OMNITREND, Getting started
- LIT 01.800 CD ROM, Condition Monitoring catalogs, brochures, magazines
- VIB 9.834.G VIBCODE operating instructions
- 90109 9V battery

- Not shown: VIB 4.305 Contrast marking fluid f.rpm measurement, not shown
- VIB 8.862-P VIBROTIP basic licence for PC communication

Note

A basic licence for PC communication (VIB 8.862-P) is contained in OMNITREND. Each additional VIBROTIP instrument requires another licence.

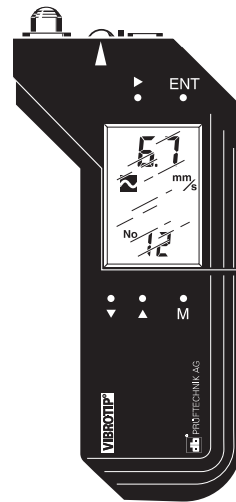
VIB 8.841 : Additional VIBCODE package for VIBROTIP



VIB8.829



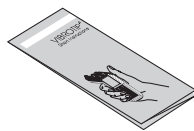
VIB8.612



VIB8.650



VIB9.498.G
VIB9.834.G



VIB9.519.D



LIT 01.800



VIB8.697



VIB8.610



90109



VIB8.660 VD



VIB 8.619-USB

Description

This additional VIBCODE package contains all components of the VIBCODE standard package (VIB 8.840) except for the OMNITREND software.

Scope of supply

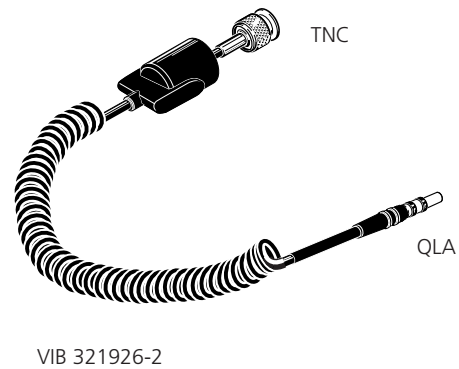
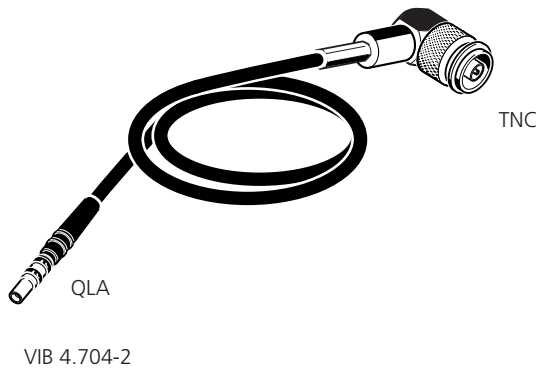
VIB8.610	Countersink bit for preparation of measurement points	VIB9.498.G	VIBROTIP operating instructions
VIB8.612	Carrying strap	VIB9.519.G	VIBROTIP short instructions
VIB8.619-USB	VIBROTIP USB cable	LIT 01.800	CD ROM, Condition Monitoring catalogs, brochures, magazines
VIB8.650	VIBROTIP instrument	VIB9.834.G	VIBCODE operating instructions
VIB8.660 VD	VIBCODE transducer	90109	9V battery
VIB8.697	Hex screwdriver for battery replacement, size 10	Not shown:	
VIB8.829	VIBROTIP case	VIB4.305	Contrast marking fluid f.rpm measurement, not shown
		VIB 8.862-P	VIBROTIP basic license for PC communication

Connection cables for current line-drive (CLD) accelerometers

1

VIB 4.701-2 :	Straight connection cable for CLD-type accelerometer, BNC angled plug, 2 meters
VIB 4.701-5 :	Straight connection cable for CLD-type accelerometer, BNC angled plug, 5 meters
VIB 4.702-2 :	Straight connection cable for CLD-type accelerometer, Microdot angled plug, 2 meters
VIB 4.702-5 :	Straight connection cable for CLD-type accelerometer, Microdot angled plug, 5 meters
VIB 4.704-2 :	Straight connection cable for CLD-type accelerometer, TNC angled plug, 2 meters
VIB 4.704-5 :	Straight connection cable for CLD-type accelerometer, TNC angled plug, 5 meters
VIB 321926-2 :	Spiral connection cable for CLD-type accelerometer, TNC plug, 2 meters

2



Application

Standard sensor cable for connecting mobile CLD-type accelerometers to the VIBROTIP data collector.

Cable length

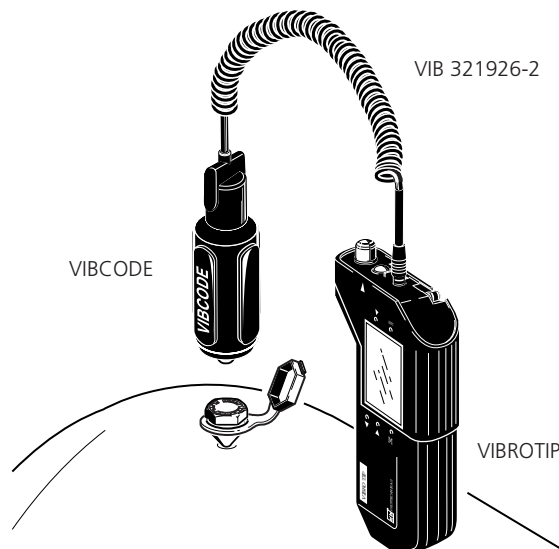
VIB 4.70x-2 /-5 2 m / 5 m
 VIB 321926-2 0.4 ... 2.0 m

Accessories

VIB 8.617 QLA angled plug for VIBROTIP

Connection example

VIBCODE to VIBROTIP

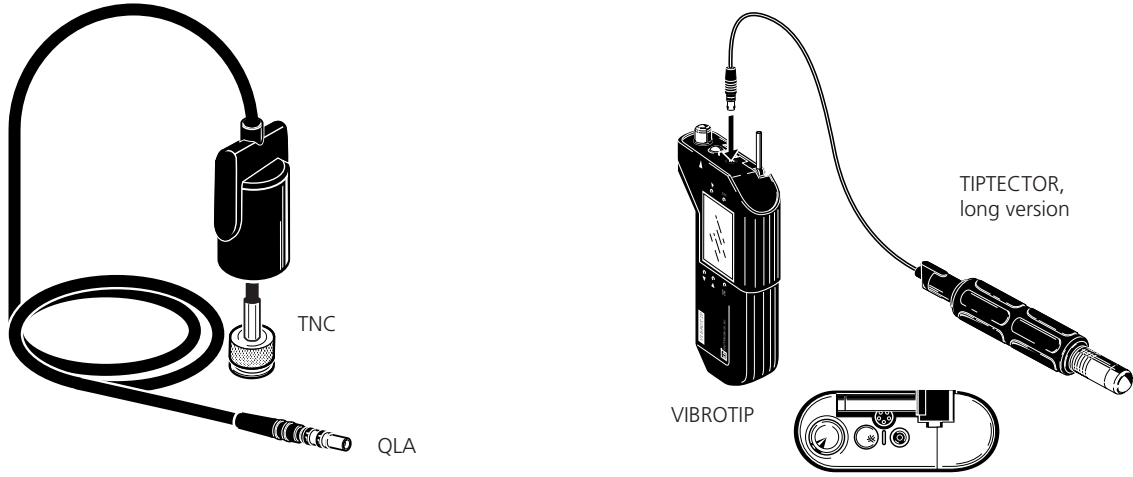


TIPECTOR cables to be connected to VIBROTIP

VIB 8.618-1,5 : TIPECTOR cable, straight, 1.5 meters long
VIB 8.618-5 : TIPECTOR cable, straight, 5 meters long

1

2



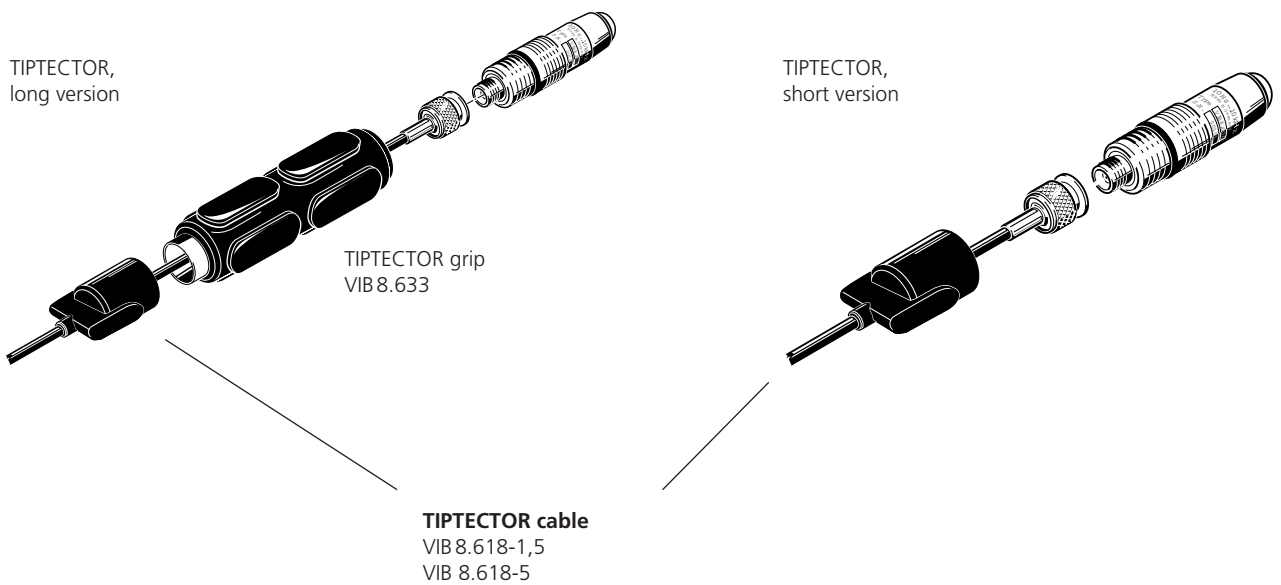
Application

Spare connection cable for the TIPECTOR probe.

Note

To disconnect the cable, first pull off the cap, and, with the long version, unscrew the handle. Then unscrew the TNC connector.

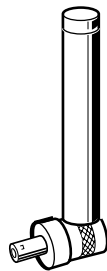
Connection example



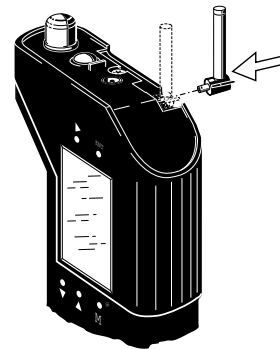
VIB 8.605: Spare temperature probe for VIBROTIP

1

2



Temperature



How to replace the VIBROTIP temperature probe

Application

The temperature probe VIB 8.605 is a spare part for the built-in sensor, which can easily be levered out with a screw driver. Its flexible, rubberized neck allows optimum contact with the measuring location and temperature measurements in liquids.

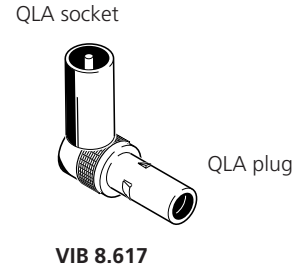
Technical data

PARAMETER		VIB 8.605
Measurement	Type	NiCrNi thermo couple
	Meas. range	-30°C.. +270°C
	Sensitivity	--
	Accuracy	< 3%
Mechanical	Dimensions (L x Ø)	25 mm x 11 mm
	Cable length	--
	Weight	6 g
	Connection	QLA plug

QLA adapters for VIBROTIP

VIB 4.705 : BNC to QLA adapter

VIB 8.617 : QLA angled plug



Application

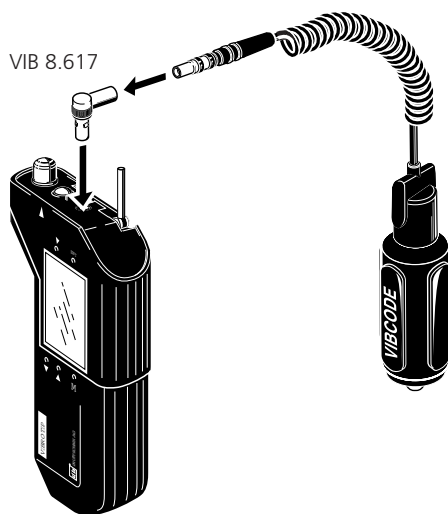
These adapters extend the connection options at the QLA input of the VIBROTIP data collector.

The VIB 4.705 adapter connects transducers with BNC connector to the data collector. The VIB 8.617 adapter is

used to connect external vibration sensors to VIBROTIP so that they do not interfere with measurements using the built-in temperature probe or RPM sensor.


Connection example

VIB 8.617 to VIBROTIP and VIBCODE



Connection example

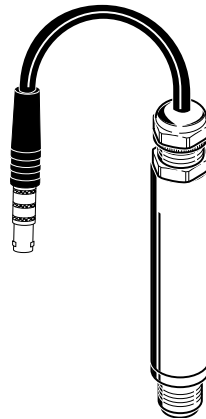
VIB 4.705 to VIBROTIP



VIB 8.746-VD: SPM adapter for VIBROTIP

1

2



Application

The SPM adapter is used to connect the VIBROTIP data collector to existing SPM 40000 or TRA 30 measurement sensors by converting the voltage signal to a current signal.

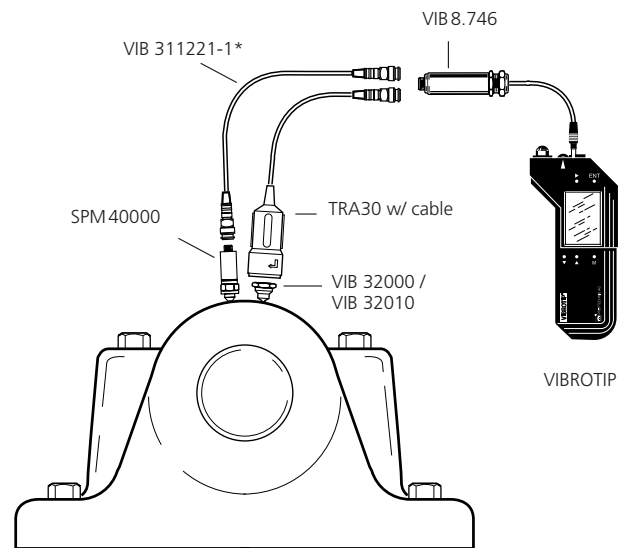
Note

The SPM adapter may not be used in hazardous areas!

Technical data

PARAMETER		VIB 8.746-VD
General	Input	QLA
	Output	TNC
	Length	approx. 240 mm
	Diameter	16 mm

Application example



* This cable is not included in the scope of delivery

VIB 8.619-USB : Serial to USB cable adapter for VIBROTIP EX



Application

This cable adapter is used with the VIBROTIP EX data collector for data transfer to a PC via an USB port. It protects the data collector from damage caused by surges and may only be connected temporarily - i.e. not permanent - to the USB port of a standard computer. The maximum voltage U_m on the USB port must not be greater than 60 volts, even under fault conditions.

Cable length approx. 1.5 m

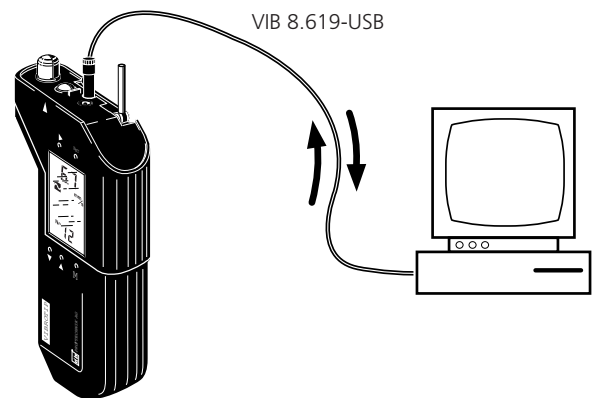
Note

This cable adapter may only be connected outside the hazardous area.

This cable adapter can also be used with VIBROTIP without intrinsic safety!

Technical data

PARAMETER		VIB 8.619-USB
Electrical	Connectors	USB plug / Binder plug 5p
	Supply	5 VDC, from PC USB port
General	Length	approx. 1.5 m
	Operating temperature	-20°C ... + 50°C
	Storage temperature	-30°C ... + 80°C
	Relative humidity	< 95%
	Protection class	IP 50



VIBROTIP EX

OMNITREND for VIBROTIP

1

VIB 8.862 : OMNITREND for VIBROTIP, software package

VIB 8.863 : VIBROTIP device driver for OMNITREND

VIB 8.862-P : PC licence for VIBROTIP

2



The OMNITREND software package **VIB 8.862** contains the CD ROM and the following items:

- VIB 8.862-P PC licence
(Communication password for one VIBROTIP instrument)
- VIB 8.862-OMT Password certificate
(Registration of the OMNITREND full version; will only be sent out after the request for the registration password ('Return fax') has been received.)
- VIB 9.631.G OMNITREND, Getting started

The device driver **VIB 8.863** is required to operate the OMNITREND software already available with the VIBROTIP. VIB 8.863 contains:

- VIB 8.862-P PC licence
(Communication password for one VIBROTIP instrument)
- VIB 8.862-OMT Password certificate
(Registration of the OMNITREND full version; will only be sent out after the request for the registration password ('Return fax') has been received.)
- VIB 9.631.G OMNITREND, Getting started

Each further VIBROTIP is registered with a separate **VIB 8.862-P** PC license.

Order information

To simplify the order processing, please fax any existing registration certificates when ordering.

Chapter 2

VIBTOOL PDA measurement transducer



VIBTOOL PDA measurement transducer with Bluetooth communication

1
2



Transducer with wireless data transmission

VIBTOOL PDA (VIB 2.700 EX) is a handy, multi-functional tool for recording the most important condition parameters of rotating machines. Vibration, bearing condition, temperature and RPM can be measured with the integrated sensors. These values can then be displayed on the LCD display, and transferred wirelessly via a Bluetooth interface to any commercially-available PDA computer for evaluation and archiving. The PDA computer contains the corresponding application program which is separately available for programming the measurement tasks and for the administration of measurement locations in a database.

Designed for industrial use

VIBTOOL is rugged: its extremely robust, rubberized IP65 housing withstands shocks, chemicals, water spray and dirt (IP 65). All sensors are already built into the instrument, with no cumbersome cables or fragile plugs. If desired, however, external sensors may be plugged into a socket on the top of the instrument. VIBTOOL is available as an intrinsically safe version only.

Rugged, accurate built-in sensors

The patented Tandem-Piezo® dual function accelerometer is ideal for both vibration severity readings as well as reliable shock pulse measurement (for bearing condition); the contoured tip minimizes contact resonance.

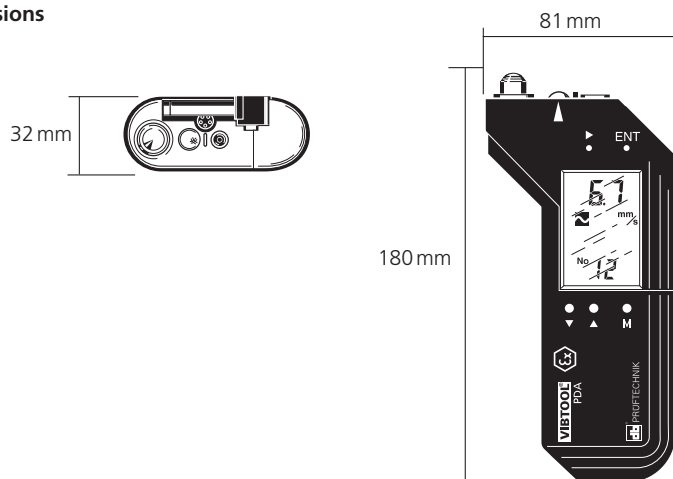
The non-contact contrast sensor measures RPM at distances up to 0.2 meter, with no need for a power-consuming light source of its own.

The flexible temperature probe flips out of the way when not in use and maintains proper probe contact regardless of application angle. It can also be used to measure the temperature of liquids.

Technical data

PARAMETER		VIB 2.700 EX
Vibration	Sensor	Built-in tandem piezo accelerometer
	Meas. range, vibration velocity	≤ 50 mm/s; max. value depends on sensor type and signal frequency
	Meas. range, vibration acceleration	≤ 961 m/s ² ; max. value depends on sensor type and signal frequency
	Frequency range, vibration velocity	2/10 Hz to 1/10 kHz
	Frequency range, vibration acceleration	2/10/500 Hz to 1/10 kHz ; 1 kHz to 10 kHz
	Meas. quantities	RMS or 0-peak
	Accuracy	± 5% (DIN 45666)
Bearing c. / Cavitation	Sensor	Built-in tandem piezo accelerometer
	Meas. range	- 9 ... +80 dB
	Meas. quantities	Carpet value, Max value (bearing measurements only)
	Meas. units	dB _{sw} , dB _N , dB _C
	Resolution	1 dB
Temperature	Sensor	Built-in NiCrNi temperature probe; external probes available
	Meas. range	-30°C ... +270°C
	Meas. units	°C, °F (selectable)
	Accuracy	± 3% / ± 1 digit
Rotational speed	Sensor	Built-in optical tachometer
	Meas. range	60 ... 30,000 rpm
	Meas. units	1 rpm / 0,1%
	Resolution	1 rpm
	Meas. distance	< 0.2 meters
General parameters	Display	LCD segment
	Interfaces	Bluetooth - class 2 / serial (RS 232)
	Env. protection	IP 65 (water-proofed / dust-proofed); chemical protection; shock resistant
	Operating temperature	-20°C ... + 60°C
	Charging temperature	0°C ... + 40°C
	Weight	300 g
	Dimensions	s. figure below
	Power supply	Li ion rechargeable battery
	Operating time	approx. 8 hours
	Automatic shut off	yes
EX	Marking, explosive gas atmosphere	Ex II 2 G Ex ib IIC T4
	Marking, explosive dust atmosphere	Ex II 3 D T65°C IP65

Dimensions

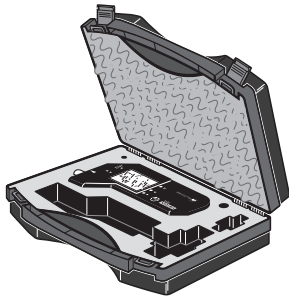


VIBTOOL delivery packages


1

- VIB 2.760 EU : VIBTOOL delivery package for the E.C.
- VIB 2.760 UK : VIBTOOL delivery package for the United Kingdom
- VIB 2.760 US : VIBTOOL delivery package for the U.S.A.

2



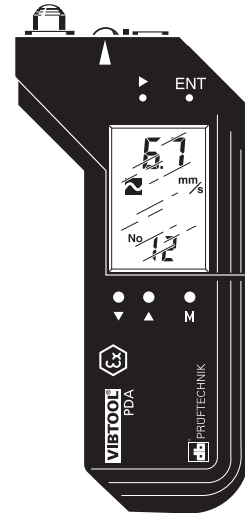
VIB 2.729



VIB 2.720, or
VIB 2.721, or
VIB 2.722



VIB 9.497



VIB 2.700 EX




Scope of delivery - VIB 2.760 EU:

- VIB 2.700 EX VIBTOOL instrument incl. rechargeable battery, intrinsically safe
- VIB 2.720 VIBTOOL charger, EC version
- VIB 2.729 VIBTOOL case
- VIB 9.497.G VIBTOOL operating instructions

Scope of delivery - VIB 2.760 UK:


- VIB 2.700 EX VIBTOOL instrument incl. rechargeable battery, intrinsically safe
- VIB 2.722 VIBTOOL charger, UK version
- VIB 2.729 VIBTOOL case
- VIB 9.497.G VIBTOOL operating instructions



VIB 2.721

Scope of delivery - VIB 2.760 US:

- VIB 2.700 EX VIBTOOL instrument incl. rechargeable battery, intrinsically safe
- VIB 2.721 VIBTOOL charger, US version
- VIB 2.729 VIBTOOL case
- VIB 9.497.G VIBTOOL operating instructions

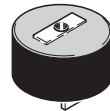


VIB 2.721


VIB 6.142RTSET : Transducer set for VIBTOOL and VIBROTIP EX



VIB 6.142 DEX



VIB 3.420



VIB 321926-2

Description

This package contains the hardware components for vibration measurements with VIBTOOL und VIBROTIP EX.

Scope of supply

- VIB 6.142 DEX Accelerometer for standard machines, intrinsically safe
- VIB 3.420 Magnetic holder for curved mounting surfaces
- VIB 321926-2 Spiral connection cable for CLD-type accelerometer, TNC plug, 2 meters

Index by order number

Order no.	Page
VIB 2.700 EX	24
VIB 2.760 EU	24
VIB 2.760 UK.....	24
VIB 2.760 US.....	24
VIB 4.701-2	14
VIB 4.701-5	14
VIB 4.702-2	14
VIB 4.702-5	14
VIB 4.704-2	14
VIB 4.704-5	14
VIB 4.705	17
VIB 5.955-X.....	20
VIB 5.957-2	20
VIB 5.957-5	20
VIB 6.142RVTSET	25
VIB 8.605	16
VIB 8.610	8
VIB 8.617	17
VIB 8.618-1,5	15
VIB 8.618-5	15
VIB 8.619-USB.....	19
VIB 8.630	8
VIB 8.635	8
VIB 8.650 EX	10
VIB 8.660 VD.....	12
VIB 8.746-VD	18
VIB 8.820	9
VIB 8.820 EX	10
VIB 8.830	11
VIB 8.840	12
VIB 8.841	13
VIB 8.862	11, 20
VIB 8.862-P	20
VIB 8.863	20
VIB 321926-2	14

PRÜFTECHNIK
Condition Monitoring
Oskar-Messterstr. 19-21
85737 Ismaning, Germany
www.pruftechnik.com
Tel.: +49 8999616-0
Fax: +49 8999616-300
eMail: info@pruftechnik.com



Printed in Germany LIT.86.700.11.2014.EN
VIBROTIP®, VIBCODE®, OMNITREND®, VIBTOOL® are registered trademarks of PRÜFTECHNIK Dieter Busch AG. PRÜFTECHNIK products are the subject of patents granted and pending throughout the world. Contents subject to change without further notice, particularly in the interest of further technical development. Reproduction, in any form whatsoever, only upon express written consent of PRÜFTECHNIK.
© Copyright 2011 by PRÜFTECHNIKAG

Productive maintenance technology