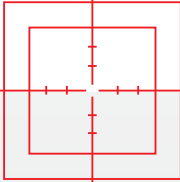


# SHAFTALIGN<sup>®</sup> OS3

The efficiency of laser shaft alignment





# Thirty years' laser shaft alignment

## Precision shaft alignment pays back

Precision shaft alignment extends machine uptime. It contributes in more than one way towards great savings and a cleaner environment:

- ▶ Reduced energy consumption
- ▶ Reduction in bearing, seal, shaft and coupling failure
- ▶ Reduced bearing and coupling temperatures
- ▶ Reduced vibration
- ▶ No cracking or breaking of shafts
- ▶ Secure foundation bolts

Maintenance departments across industries worldwide use PRÜFTECHNIK's state-of-the-art and user-friendly systems to measure and align rotating machines.

Without overstressing your budget, SHAFTALIGN® OS3 ideally combines intuitive operation and accuracy for precision shaft alignment of machinery such as pumps, motors, gearboxes and compressors.

### Expertise across all industries...



# Shaft alignment fast and efficient with OS3

High technology made easy to use



## OS3 technology

3-axis HD PSD

Precision built-in inclinometer  
using MEMS

Longer operating time

Ergonomic design

Sensor battery status warning

Bluetooth® communication

Integrated ambient light compensation

High-speed CPU/extended memory

The efficiency of laser shaft alignment

# Intuitive, innovative and precise

## Only three steps to the perfect alignment

SHAFTALIGN® OS3 has been constructed and manufactured for industrial applications, and can be used in extreme working conditions. The computer is dustproof and water spray resistant in accordance with IP 65. The transducer and reflector are both submersible and dustproof in accordance with IP 67.

The alphanumeric keyboard and the navigation keys ensure comfortable operation of the measurement system.

SHAFTALIGN® OS3 high resolution TFT colour display is backlit. An integrated light sensor automatically adjusts display brightness allowing easy reading of measurement values in low light environments, and extends run time.

The computer with rechargeable battery is included in the standard package. The USB interface enables easy connection to a PC and other peripheral devices such as a printer.

The system offers a variety of options to generate and archive alignment measurement reports, or to save reports directly as PDF to a memory stick.

### Bluetooth® Communication

The SHAFTALIGN® OS3 computer is wireless enabled. The Bluetooth® module ensures a convenient data transmission between the measurement sensor and the SHAFTALIGN® OS3 computer or the tab@lign® alignment app.



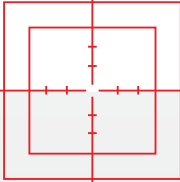
The system's intuitive auto-flow capability guides the user step-by-step to enter machine dimensions.



Only 3 or 4 readings over a rotation angle of less than 70° are required to determine the precise alignment condition.



All relevant alignment results are displayed in one screen including the alignment status evaluation via "Smiley" and LED.

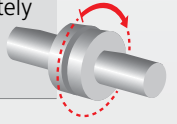


# Powerful SHAFTALIGN® OS3 features



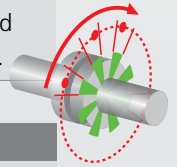
## SWEEP measurement mode (optional)

SHAFTALIGN® OS3 takes numerous readings to accurately determine the alignment condition with a shaft rotation of as little as 60°.



## Active clock measurement mode

Intelligent and precise alignment due to the activated MEMS inclinometer used in this measurement mode. Measurement can be taken at any 3 (or 4) positions and the sensor angular position is automatically considered.



## Automatic evaluation of alignment

TolChek® – Dynamic tolerances evaluate the alignment condition based upon the machine RPM. The Smiley and the LED provide visual indication of the alignment condition and a live update status during machine correction.

## Live Move

Both horizontal and vertical coupling and foot results are automatically calculated. The machine graphics show the direction and the correction value of feet to be moved. During Live Move, SHAFTALIGN® OS3 continuously measures the corrections. The monitored changes are displayed live on the screen.

### ▶ Single laser technology (UniBeam)

Patented single laser/detector technology for easy set-up.

### ▶ Intuitive auto-flow capability

The system guides the user progressively to determine the machinery alignment condition and its tolerance evaluation.

### ▶ Active clock measurement mode

Intelligent and precise alignment due to the activated electronic inclinometer.

### ▶ Bluetooth® communication enabled

Measurement data is transmitted wirelessly to the computer.

### ▶ Dynamic tolerance (TolChek®)

Automatic evaluation of alignment condition and user-defined tolerances.

### ▶ InfiniRange®

Extends detector measurement range to handle gross misalignment.

### ▶ Live move

Monitoring of horizontal or vertical machine corrections.

### ▶ Flip machines

Just press a key to swap the position of the machines, e.g. motor and pump.

### ▶ Soft foot check

Measure, correct and save results.

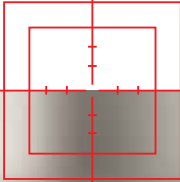
### ▶ File management

Save measurement files in the device and generate reports as a PDF to a USB memory stick.

### ▶ Data protection

Auto save and resume capability.

# SHAFTALIGN® OS3 at a glance



## Standard features

OS3 sensor with HD XL detector and high precision MEMS inclinometer

Computer with integrated rechargeable battery

Automatic measurement data transmission via wireless Bluetooth® module

Alignment of horizontal, vertical and flange-mounted machines

Alignment of coupled, uncoupled and nonrotatable shafts

Automatic measurement with Active clock

Soft foot check – measure, correct and save results

Fixed feet selection – resolves base-bound and bolt-bound problems

Automatic evaluation of alignment condition with TolChek®

InfiniRange® extends detector measurement range to handle gross misalignment

Flip machines functionality to swap the position of the machines e.g. motor and pump

Static measurement mode – requires any 3 of the 8 available 45° measurement positions

Live monitoring of horizontal and vertical machine corrections

Save measurement reports as PDF to a USB memory stick

Data protection – auto save and resume capability

Save up to 200 measurement files in the device



## Powerful options

Continuous SWEEP measurement mode in combination with results table and pipe strain

Ability to enter targets and thermal growth values

Multipoint mode – measurement at any 3 or more positions over 60° rotation or more

Alignment of cardan and spacer shafts

User-defined tolerances

ALIGNMENT CENTER software to manage measurement files and create reports

# ALIGNMENT CENTER Software

Manage your alignment data the most convenient way

**ALIGNMENT CENTER** is a Windows® based common PC software platform for all current PRÜFTECHNIK alignment systems and applications. In a nutshell, you can use ALIGNMENT CENTER to manage your measurement files in a cen-

tral database. Map your plants and share files across users. Use the two-way communication to transfer files from your PC to the device and back.

## Set-up

- Create user specific templates to suit the measurement job
- Set up file information to include file and user names, company, plant and area
- Prepare file in advance on a PC and transfer to the device
- Transfer measurement results from the device back to the PC

## Archiving

- Backup measurement files and restore
- Organize files in a tree structure with unlimited hierarchy
- Store any type of document in the tree structure
- Comprehensive database search
- Import and export data
- Manage measurement files and other file types

## Analysis and reporting

- Display results in 2D or 3D depending on the application
- Evaluate results using the measurement table
- Customize measurement reports with company information e.g. logo
- Simulate measurement results by entering manual values
- Enter user-defined tolerances
- Convert dial gauge readings



ALIGNMENT CENTER is a PC software used for preparing, analyzing, organizing and archiving measurement files.

## Services and customer support

- ▶ High-tech alignment lab
- ▶ Customized product training
- ▶ Machinery service – worldwide
- ▶ Calibration and repair



# SHAFTALIGN® OS3 technical data

Computer	
CPU	Intel XScale PXA270 running at 520 MHz
Memory	64 MB RAM, 64 MB Flash
Display	Type: TFT, transmissive (sunlight-readable), 65 535 colours, backlit LED Integrated light sensor for automated adjustment of the brightness to the display according to the lighting conditions hence extending battery life Resolution: 320 x 240 Pixel; Dimensions: 89 mm [3,5"] diagonal Keyboard elements: Navigation cursor cross with up, clear and menu keys; Alphanumeric keyboard with dimensions, measure and results, soft foot and move hard keys
LED indicators	Multicolour LED for laser status and alignment condition Multicolour LED for battery status
Power supply	Disposable batteries: 5 x 1.5 V IEC LR6 ("AA") with typical operating time of 9 hours (based upon an operating cycle of 33% measurement, 33% computation and 33% 'sleep' mode) Integrated Lithium-ion rechargeable battery: 7.4 V / 2.6 Ah (for optional computer) with typical operating time of 17 hours (based upon an operating cycle of 33% measurement, 33% computation and 33% 'sleep' mode)
External interface	USB host & USB slave Integrated wireless communication, Class 1, transmitting power 100mW RS232 (serial) for transducer AC adapter/charger socket
Environmental protection	IP 65 (dustproof and water spray resistant), shockproof Relative humidity 10% to 90%
Temperature range	Operation: -10°C to 50°C [14°F to 122°F] Storage: -20°C to 60°C [-4°F to 140°F]
Dimensions	Approx. 220 x 165 x 45 mm [8.7" x 6.5 x 1.8"]
Weight	742 g [1.64 lb]
CE conformity	EC guidelines for electric devices (73/23/EEC) and those relating to electromagnetic compatibility (2004/108/EC) are fulfilled

Transducer	
	Measurement principle: Coaxial, reflected laser beam
	Environmental protection: IP 67 (submersible, dustproof)
	Ambient light protection: Optical and active electronic digital compensation
	Storage temperature: -20°C to 80°C [-4°F to 176°F]
	Operating temperature: -10°C to 55°C [14°F to 131°F]
	Dimensions: approx. 107 x 70 x 49 mm [4 1/4" x 2 3/4" x 2"]
	Weight: approx. 177 g (6 1/2 oz.)
Laser	Type: Semiconductor laser diode Wave length: 670 nm (red, visible) Safety class: Class 2, FDA 21 CFR 1040.10 and 1040.11 Beam power: < 1 mW Beam divergence: < 0.3mrad Safety precautions: Do not look into laser beam
Detector	Measurement area: unlimited, dynamically extendible (U.S. Patent 6,040,903) Resolution: 1µm (0.04 mil), Accuracy (avg): > 98 %
Inclinometer	Measurement range: 0° to 360° Resolution: 0,1° Inclinometer error: ± 0,30% full scale
Reflector	
	Type: 90° roof prism; Accuracy (avg): > 99%
	Environmental protection: IP 67
	Storage temperature: -20°C to 80°C [-4°F to 176°F]
	Operating temperature: -20°C to 60°C [-4°F to 140°F]
	Dimensions: approx. 100 x 41 x 35 mm [4" x 1 5/8" x 1 3/8"]
	Weight: approx. 65 g [2 1/2 oz.]
Carrying case	
	Standard: ABS, drop tested 2 m [6 1/2 ft])
	Case dimensions: approx. 470 x 400 x 195 mm [18 1/2" x 15 3/4" x 7 3/4"]
	Weight, including all standard parts: approx. 5.8 kg [12.8 lb]

SHAFTALIGN®, TolChek® and InfiniRange® are registered trademarks of PRÜFTECHNIK Dieter Busch AG. No copying or reproduction of this information, in any form whatsoever, may be undertaken without express written permission of PRÜFTECHNIK Dieter Busch AG. The information contained in this leaflet is subject to change without further notice due to the PRÜFTECHNIK policy of continuous product development. PRÜFTECHNIK products are subject to patents granted or pending throughout the world. ISO 9001:2008 certified. © Copyright 2014 by PRÜFTECHNIK AG.



PRÜFTECHNIK  
Alignment Systems GmbH  
Freisinger Str. 34  
85737 Ismaning, Germany  
Tel.: +49 89 99616-0  
Fax: +49 89 99616-100  
info@pruftechnik.com  
www.pruftechnik.com

A member of the PRUFTECHNIK Group