


# Universal Puller

**55 Ton & 100 TON**  
 “Enforcer 55”  
 & Enforcer 100

**BEARING MAINTENANCE**



**Note:** Four cylinder extensions (not pictured) are included. The included lifting eyes (not pictured) permit use of an overhead crane to raise entire assembly.



## ENFORCER 55

- 1** Hydraulic lift system for easy, precise position of puller.
- 2** Unique dual pump arrangement: Low pressure pump positions, holds and opens jaws. The high pressure pump advances and retracts the pushing cylinder without releasing clamped jaws.
- 3** Hydraulically-actuated jaws. Cylinder moves in or out to provide a safe, secure grip on workpiece.
- 4** Puller can be assembled in 2 or 3 jaw configurations.
- 5** Choice of cylinder with a 159 mm or 337 mm stroke.
- 6** Self-centering: Center cylinder on work; puller jaws will automatically grip work evenly.
- 7** Super Grip-O-Matic® feature means the harder the pull, the tighter the puller jaws grip. No chains or cages required to keep puller jaws from slipping or springing off the part being pulled.
- 8** Guards at pinch points protect operator.
- 9** Cart's swivel casters give ease of mobility.
- 10** Large wheels make movement of cart easy.
- 11** Puller can be mounted on cart 90 degrees to right or left of puller cart centerline, permitting use in tight quarters, such as between machinery.

**Conversion kit No. 251468** – Kit converts PH553C series to PH5532CL series. Jaws are 305 mm longer. Kit contains three jaws and six straps with guards. Wt., 114 kg.

### Pushing Adapters

Order No.	A (mm)	B (mm)	Qty.*
<b>251002</b>	69,9	69,9	1
<b>350593</b>	69,9	152,4	2
<b>350594</b>	69,9	76,2	1
<b>350637</b>	69,9	254	1


\*Number of adapters supplied with each Enforcer.

(251002)

Order No.	Min. Spread (mm)	Reach Min. Spread (mm)	Max. Spread (mm)	Reach Max. Spread (mm)	Overall Length* (mm)	Cyl. Stroke (mm)	Power Source Requirements	Prod. Wt. (kg.)	Puller Jaw Tip Dimensions		
									A (mm)	B (mm)	C (mm)
<b>PH553C-E220</b>	101,6	559	1.219	356	2.286	159	230 V, 50 Hz, 15 Amp Cap.	339			
<b>PH553C13-E220</b>	101,6	381	1.219	178	2.286	337	230 V, 50 Hz, 15 Amp Cap.	352			
<b>PH553CL-E220</b>	63,5	829	1.149	737	2.591	159	230 V, 50 Hz, 15 Amp Cap.	366			
<b>PH553CL13-E220</b>	63,5	651	1.149	559	2.591	337	230 V, 50 Hz, 15 Amp Cap.	379			

**Note:** See other pulling attachments on page 209  
**Note:** Cart and Puller (cart width is 813 mm)

Also available in 110 Volt



PH1002

## ENFORCER 100

- 1** Adjustable jaws mean they always pull on a flat surface. Retaining chain holds jaws in place during positioning.
- 2** Grip-O-Matic® feature means jaws grip progressively tighter as more pulling force is applied.
- 3** 100 ton hydraulic cylinder is single-acting, spring return type with a maximum working pressure of 700 bar.
- 4** Lifting bracket allows puller to be lifted if the workpiece center is more than 914 mm off the floor.
- 5** Adjusting screw allows operator to move vertical position of the puller.
- 6** Spring loaded feature means Enforcer 100 will align itself on uneven pulls.
- 7** Hydraulic pump is a 2-stage, high pressure unit controlled by remote hand switch with 7,6 m cord.
- 8** Tow bar provides puller with plenty of mobility.
- 9** Pushing adapters have a diameter of 105 and 63,5 mm.



An ideal puller for steel mills, mines, oil fields, utility projects, paper mills, construction sites, railroads, airline shops, shipyards or anywhere else where large equipment and machinery pose tough maintenance challenges.

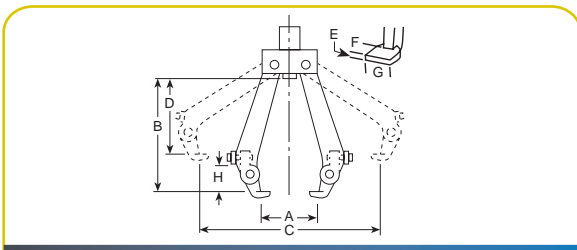
### “Enforcer 100” universal puller –

**No. PH1002** – 100 ton, 2-jaw universal hydraulic puller. Includes: 2-jaw Grip-O-Matic® puller, PE552S-E220 2-speed electric/hydraulic power unit, C10010C 100 ton hydraulic cylinder with 260 mm stroke and six adapters. Wt., 404 kg.

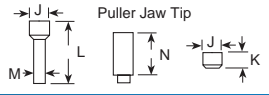
**No. PH1002J** – Same as PH1002-E220, but without hydraulic power unit. Wt., 375 kg.

**PE552S-E220** – Pump only. 0,84 KW, 220 volt, 50Hz, single phase, draws 13 amps at full load. Also available in 115 volt, 50/60Hz.

**Note:** For 115 volt, 50/60Hz applications, order Part No. PH1002



### Ram extensions



Order No.	Adapter Type	Amount included w/puller	J (mm)	K (mm)	L (mm)	M (mm)	N (mm)
44745	Push	1	105	—	343	63,5	—
44766	Ext.	4	105	—	—	—	203
303045	Push	1	105	79,4	—	—	—

Order No.	Min. Spread A (mm)	Min. Spread B (mm)	Max. Spread C (mm)	Reach Min. D (mm)	Reach Max. D (mm)	Puller Jaw Tip E (mm)	Puller Jaw Tip F (mm)	Puller Jaw Tip G (mm)	Cylinder Height H (mm)	Vertical Stroke Adjust. (mm)	Overall Length (mm)	Max. Thickness Workpiece (mm)	Wheel Dia. (mm)	Power Source Requirements
PH1002-E220	381	1.067	1.219	864	25,4	57,1	127	260	305-914	2.388	305	260	220 V, 50 Hz, 13 Amp Cap.	
PH1002J	381	1.067	1.219	864	25,4	57,1	127	260	305-914	2.388	305	260	—	