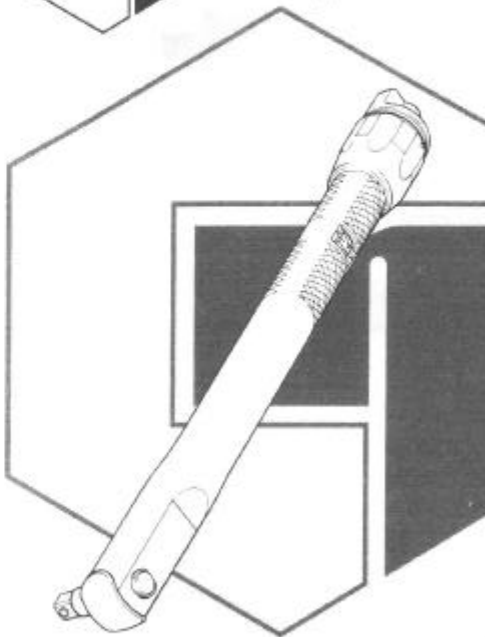
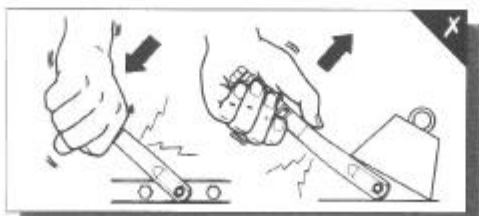
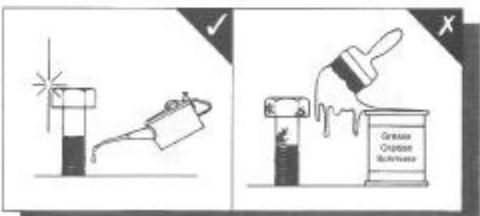
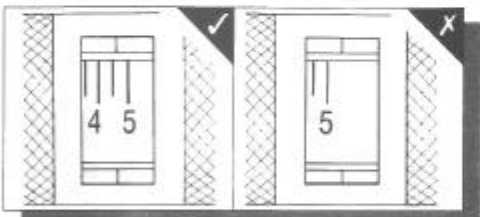
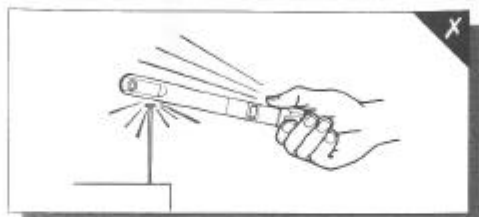
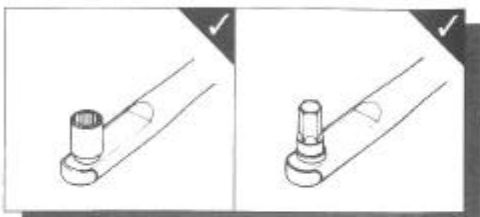
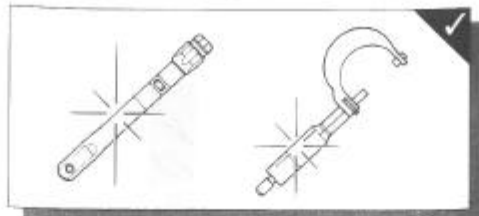
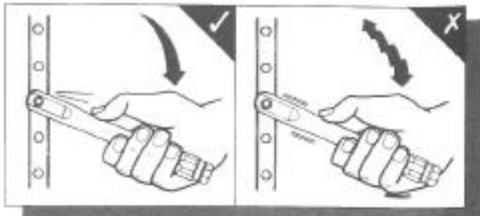


✓ & X

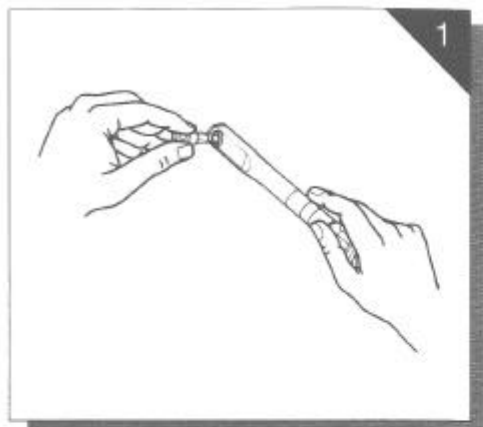


Model 5

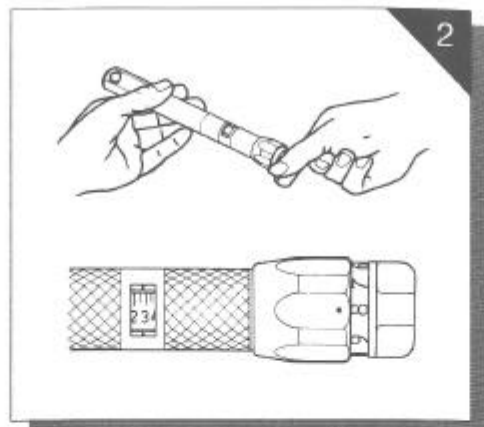
Part No. 34185

Norbar Torque Tools Ltd. Beaumont Road, Banbury, Oxfordshire OX16 7XJ

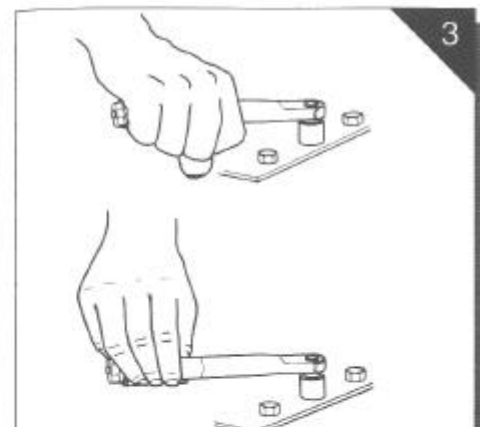
Model 5



- Insert drive bit
- Einsetzen des Bits bzw. Adapters
- Insérez l'embout d'entraînement
- Inserire l'attacco quadro
- Coloque el portapuntas



- Turn knob to adjust
- Zur Einstellung des gewünschten Wertes, betätigen Sie den Drehknopf am Ende des Handgriffes
- Tournez le pommeau pour régler
- Ruotare il pomello di regolazione
- Ajuste el par girando extremo



- Non length dependant. Pull smoothly from any point on the handle
- Der Schlüssel mißt längenunabhängig. Bei der Benutzung müssen Sie nur auf gleichmäßigen Anzug achten, ohne eine spezielle Position am Handgriff einzunehmen
- Indépendant de sa longueur. Permettant d'appliquer une traction à n'importe quel point sur la poignée
- Prestazione non condizionata dal braccio di azionamento. Tirare dolcemente da qualsiasi punto dell'impugnatura
- El par de apriete no depende del lugar de accioamiento de la llave. Accione suavemente desde cualquier punto del mango