


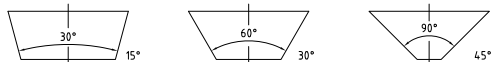
KVS

### Portable grinding machine for working on valves with tapered seats:

- Globe valves
- Control valves

### Standard:

- Angles: 30°, 60°, 90°
- Other available angles: 40°, 50°, 75°, 80°



### Drives:

- Electric 230 V/110 V AC, 50/60 Hz,
- Battery drive for KVS up to DN 150
- Pneumatic drive 5–7 bar (72–90 psi)

Type:	Working ranges:	Inches:
KVS 369/50	DN 8–50 mm	1/4"–2"
KVS 369/65	DN 8–65 mm	1/4"–2 1/2"
KVS 369/100	DN 8–100 mm	1/4"–4"
KVS 369/150K	DN 8–150 mm	1/4"–6"
KVS 369/80–300K	DN 80–300 mm	3"–12"
KVS 369/8–300K	DN 8–300 mm	1/4"–12"

KVS 369 = for 30°, 60° and 90° seat angle grinding tools.

### Comment:

The grinding tools for the corresponding angles and nominal width can also be combined according to the customer's individual wishes. The machine's working range can be extended with additional tools at any time.

### Options:

Other combination of angles or additional angles are available on customer request. Also slight changes in the working range are possible. Tool holders for working depth extension.



KVS 369/65 Transport box with grinding tools and with abrasive set



KVS Grinding tools, range DN 80–150 (3"–6")

# PORTABLE GRINDING & LAPPING MACHINES

■ **uni**grind **KVS**



KVS 369/300K

**uni**grind **KVS 369/300K grinding machine with 3-jaw-chuck**

For the big sizes DN 6"–12" and the very deep valves we recommend to use the machine arm with upper gear housing and internal spring loaded grinding spindle.



KVS 369/150K Transport box with grinding tools and abrasive set



KVS grinding on-site

**uni**grind **KVS 369/150K grinding machine with 3-jaw-chuck**


HAND GUIDED AIR MOTOR

3-JAW-CHUCK

GUIDING TUBE FOR TOOL HOLDER

TOOL HOLDER

GRINDING CONE WITH ABRASIVE



KVS 369/150 with 3-jaw-chuck